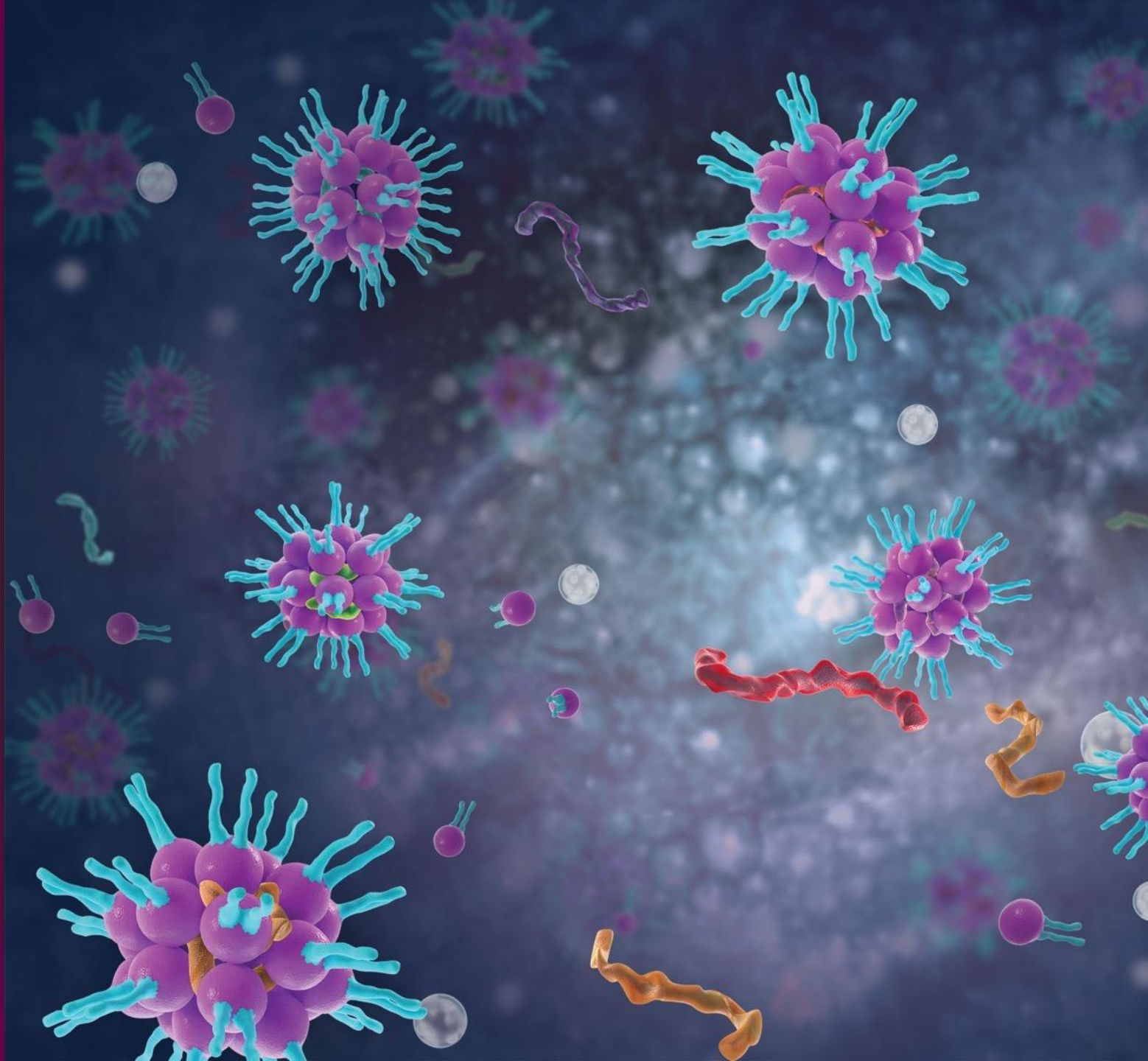




# International Cancer Cluster Showcase 2018

4 June 2018



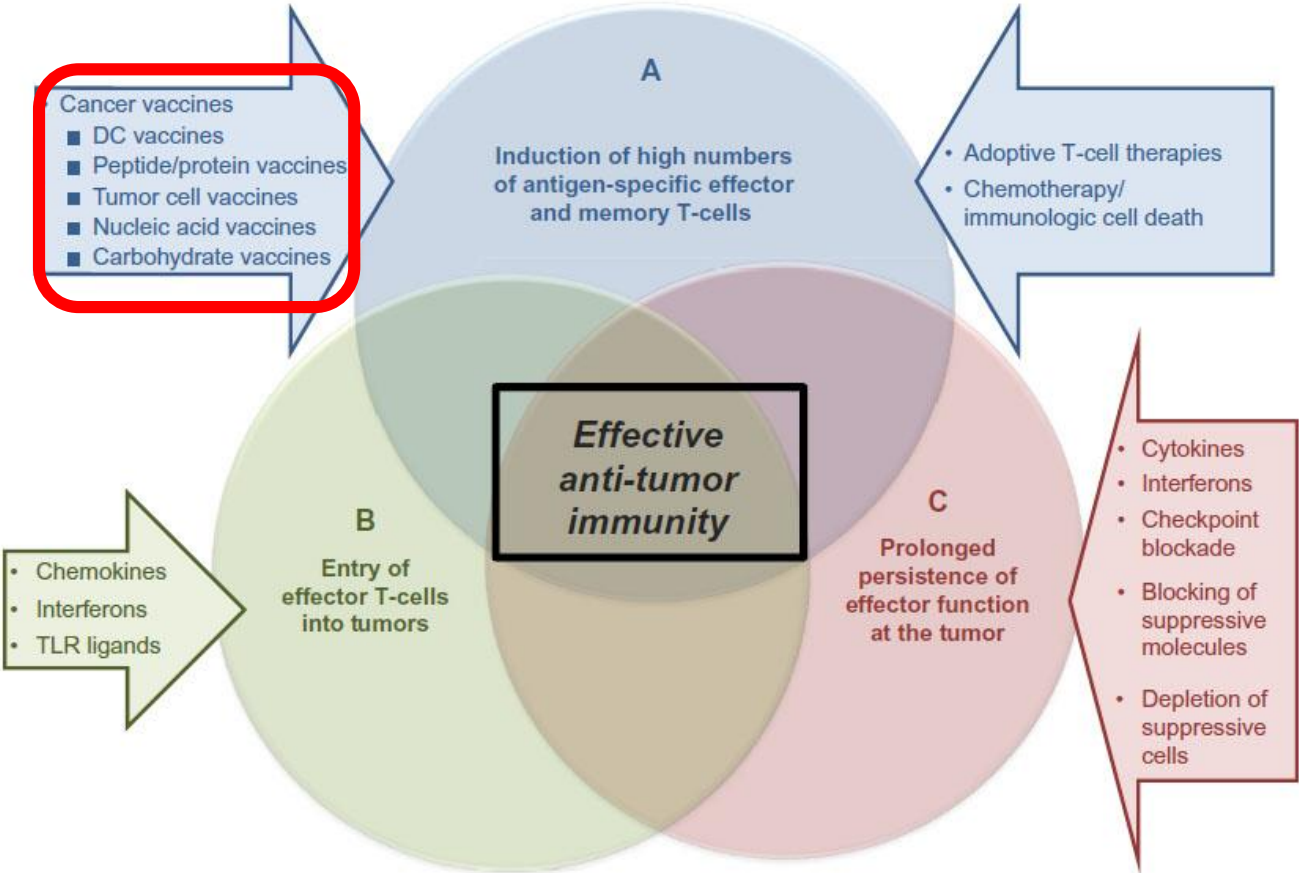
# Forward Looking Statement

- Except for historical information, this presentation contains forward-looking statements, which reflect IMV's current expectations regarding future events. These forward-looking statements involve known and unknown risks and uncertainties that could cause IMV's actual results to differ materially from those statements. Those risks and uncertainties include, but are not limited to, our ability to access capital, the successful and timely completion of clinical trials, the receipt of all regulatory approvals and other risks detailed from time to time in our ongoing quarterly filings and annual information form. The forward-looking statements in this presentation are also based on a number of assumptions which may prove to be incorrect.
- Forward-looking statements contained in this presentation represent views only as of the date of this presentation and are presented for the purpose of assisting potential investors in understanding IMV's business, and may not be appropriate for other purposes. IMV does not undertake to update forward-looking statements, whether written or oral, that may be made from time to time by or on its behalf, except as required under applicable securities legislation.
- Investors are cautioned not to rely on these forward-looking statements and are encouraged to read IMV's continuous disclosure documents, including its current annual information form, as well as its audited annual consolidated financial statements which are available on SEDAR at [www.sedar.com](http://www.sedar.com).

# IMV Inc.

- Technology platform with potential to revolutionize immunotherapy treatments across multiple markets
  - Mechanism of Action to specifically target and program immune cells in vivo (T cells and B cells)
  - Best in class clinical results with our first application in Immuno-oncology
- Lead clinical development in Immuno-oncology
  - DPX-Survivac: delivery technology with proprietary cancer target (survivin)
  - Phase 1 and 1b studies completed in 56 patients – Best T cell activation results
  - One phase 1b/2 combination trial ongoing with Incyte in recurrent ovarian cancer and two phase 2 trials ongoing with Merck in recurrent ovarian cancer and DLBCL
  - Best IO results reported so far in recurrent late stage ovarian cancer
- Collaborations for additional human and veterinary applications of our platform
- Listed on NASDAQ:IMMVD and TSX:IMV.TO
  - Based in Canada
  - Forty-one employees
  - Raised \$40M in last 18 months – cash to cover current business plan until Q4 2019

# Our Vision



- The core of cancer immunotherapy is the generation of effective anti-tumor immunity
- The central role of T cells in effective immunotherapy has been well established
- Significant breakthroughs in modulating effector functions of T cells and facilitating their entry have been demonstrated
- However, the classic methods for inducing T cells has not demonstrated the same level of clinical efficacy – time for new approaches

Nguyen et al, 2014, *ImmunoTargets and Therapy* Vol 3: 135


# DPX Delivery Platform: “No Release” technology

## Value Proposition

- *Unparalleled T cell activation (magnitude & duration)*
- *Sustained uptake over months provides chronic immunotherapy with minimal safety or tolerability events*

### Lipid Nanoparticle Suspended in Oil

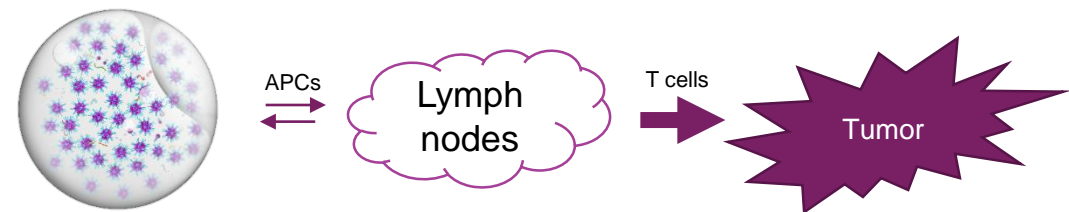
- Entraps active compounds in an inert non-aqueous environment
- Active ingredients are protected from degradation and off target activity
- Formulation facilitates active uptake by APCs and transport to the lymph nodes
- Uptake sustained over extended period (months versus hours/days)



Lipid Nanoparticles  
Suspended in Oil  
(LNSO)

### “No release” formulation for immuno-oncology therapy

- Lipid Nanoparticle essentially remains at injection site separated from microenvironment of the tumor
- APCs actively uptake nanoparticle and transport to lymph node to induce & activate T cell
- Antigen specific T cell localizes to the tumor
- Complementary MOA to checkpoint inhibitors and other therapies



# Clinical Study Results with DPX-Survivac

- Completed Phase 1/Phase 1b testing of DPX-Survivac + mCPA
  - Targeted T cell responses in 87% of patients (47/54)
  - Tumor shrinkage observed

Stage 1

- 
- Updated Clinical Response and Safety Data for DeCidE1 (DPX-Survivac, mCPA, and epacadostat)\*

Stage 2

- Patients with advanced, platinum-sensitive & resistant ovarian cancer
- Thirty nine patients enrolled (at cutoff); data from first 18 evaluable patients (10 patients started with 100mg of IDO1 inhibitor; post dose escalation, 8 patients started with 300mg IDO1 inhibitor)
- Results:
  - Well tolerated with majority of AEs reported as Grade 1 or Grade 2, and no related SAEs reported
  - Tumor regression in 6 patients including four PRs in the two cohorts ( $\geq 30\%$  decrease in lesion)
  - Six patients with stable disease among 300mg cohort at day 56 (1<sup>st</sup> CT scan)
  - 2 with tumor regressions observed so far in the 300mg cohort, including one PR with a tumor regression ongoing for more than 9 months.
- MOA studies with 100mg epacadostat cohort (n=10)
  - Survivin-specific T cell response detected in 100% of patients
  - Measurable T cell infiltration post treatment in 3 of 8 available biopsies (RNA sequencing & IHC)
  - Two of three patients with measurable T cell infiltration showed PRs lasting more than one year

- **Future Plans, (1) Commercialization of DPX-Survivac; (2) Collaborations within IO space; and (3) Licensing opportunities outside IO field.**

\* Data from IMV Inc ASCO 2018 presentation



Thank You

IMV Inc.  
1344 Summer Street, Suite 412  
Halifax, Nova Scotia, B3H 0A8  
Tel: 902.492.1819  
Fax: 902.492.0888